





2 IN 1 Plug/Receptacle & Disconnect Switch



SEE HOW IT WORKS
MELTRIC.COM/ANIMATION



Quick Motor Change-outs

Safer Welder Receptacles

Cord Drops/ Disconnects

Washdown Applications

Enable plug & play equipment change-outs, ensure worker safety, and reduce costs by installing switch-rated plugs and receptacles from Meltric Corporation. A switch feature ensures power is OFF before the plug can be removed. Once removed, a safety shutter on the receptacle prevents access to live parts and a lockout hole on the plug makes lockout-tagout easy. CSA Z462 and NFPA 70E compliance are greatly simplified. Qualified workers can quickly connect and disconnect welding machines, motors, and other electrical equipment in complete safety. Rated by CSA and UL for use as a motor or branch circuit disconnect switch up to 200 amps, 75 hp, 600 volts, Type 4X.